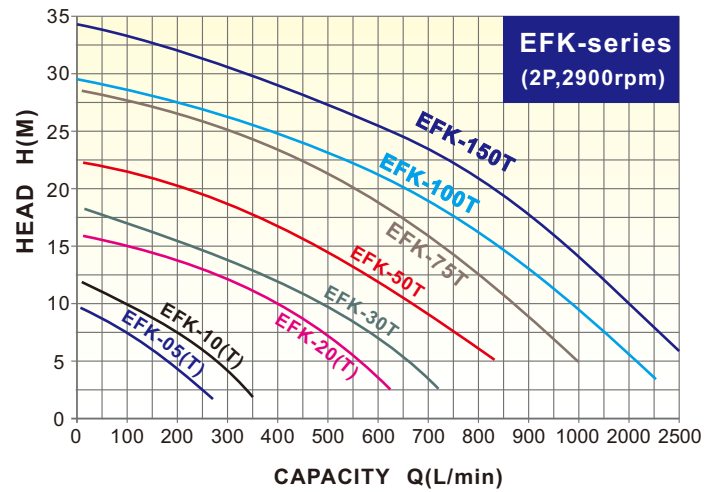


**50HZ**



### Performance Curves



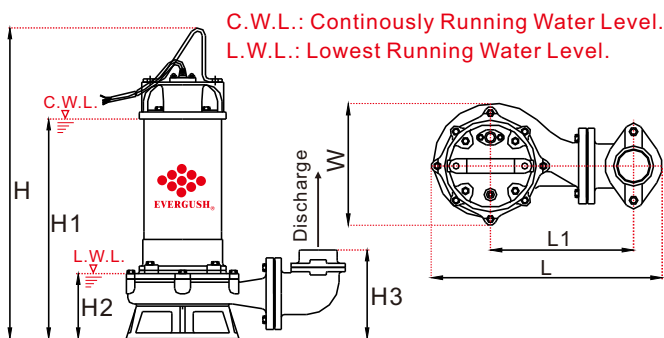
### Features

- Impeller is tipped with tungsten cutter to cut off hard objects and prevents impeller from being damaged by hard articles.
- Epoxy resin cable base, 2p dry motor, C3 deep groove bearing, dual mechanical seals, auto-cut protector.

### Applications

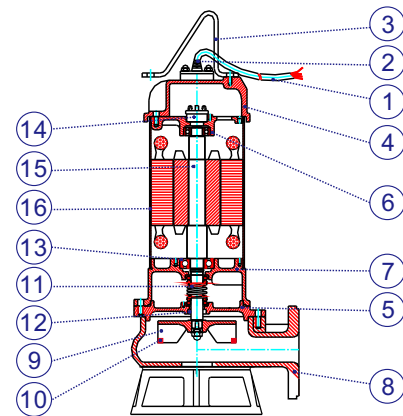
- Sewage drainage from hospitals, schools, husbandry, buildings, stock farm, plants, subway tunnel...etc.
- Dewatering waste water containing hard objects, like sticks, excrement, tiny gravel...etc.

### Specification & Dimensions



NOTE: Forbid running submersible pumps continuously under L.W.L.

### Parts and Materials List



NO	Part	Std. Material	NO	Part	Std. Material
1	Cable	VCT	9	Impeller	FCD450
2	Cable Hood	PVC	10	Cutter edge	Tungsten
3	Handle	Nylon6/SS400	11	Mech. Seal	CA/CE
4	Motor Cover	Nylon66/ FC200	12	Oil Seal	VITON
5	Seal Housing	FC200	13	Bearing	(NTN brand)
6	Bracket	FC200	14	Protector	(T.I.brand)
7	Oil Chamber	FC200	15	Shaft	SUS410
8	Pump Casing	FC200	16	Motor Housing	SUS304

● Mech.seal (sic/sic) material is optional upon request.

Model	Power		Disch. Inch	Phase $\phi$	Rated		Max.		Dimensions (mm)							Cable M	Net Weight KG	Solid Passage MM
	KW	HP			Head M	Capacity LPM	Head M	Cap. LPM	L	L1	W	H	H1	H2	H3			
EFK-05(A)(T)	0.37	0.5	2"	1,3	5~6	180~150	9.5	300	222	115	145	361	248	64	84	5	13	22
EFK-10(A)(T)	0.75	1	2"	1,3	6~7.5	250~200	12	400	222	115	149	416	292	64	84	5	18	22
EFK-20(A)(T)	1.5	2	2"(3")	1,3	10~11	400~350	16	650	403	250	212	541	393	115	169	5	33	22
EFK-30T	2.2	3	2"(3")	3	11~12	450~400	18	750	403	250	212	561	413	115	169	5	35	22
EFK-50T	3.7	5	3"(4")	3	12~13	600~550	22.5	1000	463	260	227	610	445	138	220	5	55	28
EFK-75T	5.5	7.5	3"(4")	3	12.5~15	800~730	28	1100	463	260	227	650	485	138	220	5	61	28
EFK-100T	7.5	10	4"	3	12~14	1600~1400	29	2300	560	300	310	700	500	140	230	10	102	40
EFK-150T	11	15	4"	3	14~16	2200~2100	34	2500	560	300	310	730	500	140	230	10	110	40