
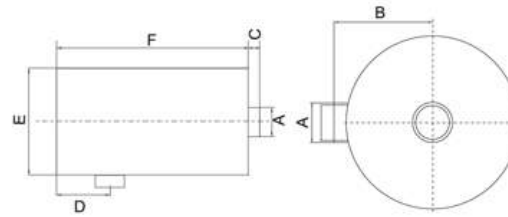


## Muffler



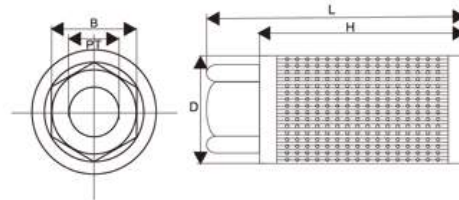
Model	A	D(mm)	L(mm)
FLS-12	G1 1/4"	40	17
FLS-15	G1 1/2"	48	19
FLS-20	G2"	62	21
FLS-25	G2 1/2"	78	24
FLS-40	G4"	125	40

## Filtering barrels



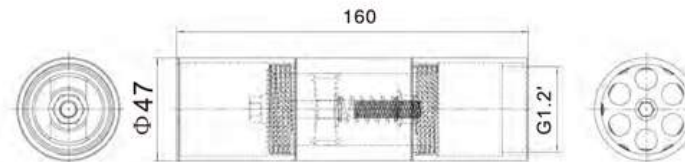
	FLS-15-12-02	FLS-15-15-02	FLS-25-15-02	FLS-25-20-02	FLS-25-25-02	FLS-40-40-02
A	G 1 1/4"	G 1 1/2"	G 1 1/2"	G 2"	G 2 1/2"	G 4"
B	E/2+C	E/2+C	E/2+C	E/2+C	E/2+C	E/2+C
C	17	17	19	21	24	40
D	75	75	156	156	156	257.5
E	150	150	280	280	280	550
F	268	268	312	312	312	515

## Air Filter



Model	PT	D (mm)	L (mm)	H (mm)	B (mm)	Filtration precision	Flow (m <sup>3</sup> /h)	Weight (Kg)
MF-08	1	58	170	155	42	100	110	0.20
MF-10	1 1/4"	71	186	170	54	100	210	0.35
MF-12	1 1/2"	85	196	182	65	100	285	0.49
MF-16	2	103	215	202	75	100	395	0.65
MF-20	2 1/2"	148	274	252	97	100	750	1.20
MF-32	4	208	380	357	142	100	1000	2.45

## Pressure Relief Valve



Model	Caliber	L (mm)	Specifications
RVG-1.2	G 1 1/4"	160	12 - 80Kpa